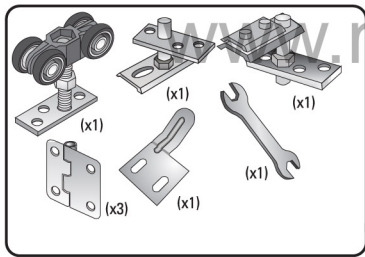
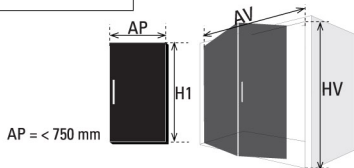
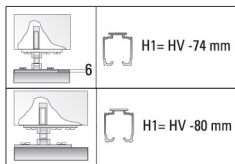


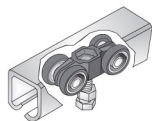
# Механизм складных дверей на 2 полотна

## Модель 328/2

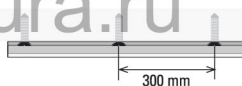


1

1.1



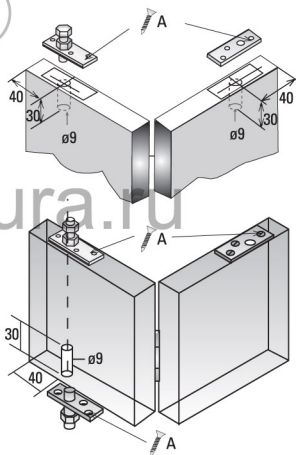
1.2



3.5 x 20mm  
#6x3/4\"/>



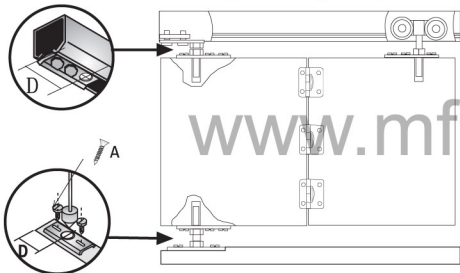
2



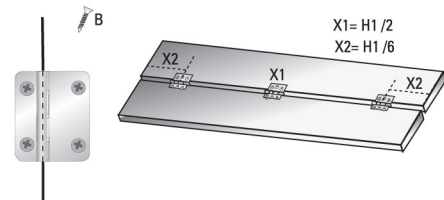
3

Е	толщина двери	D
	20/22/25mm.	42mm.
	30/33mm.	43mm.
	35/38mm.	44mm.
	40mm.	45mm.

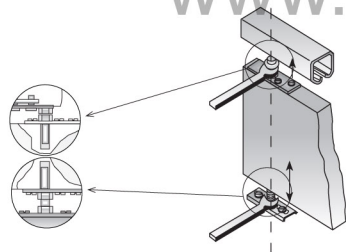
3.1



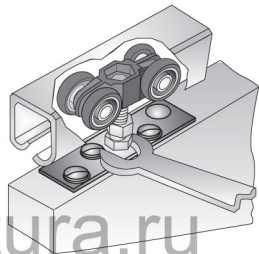
3.2



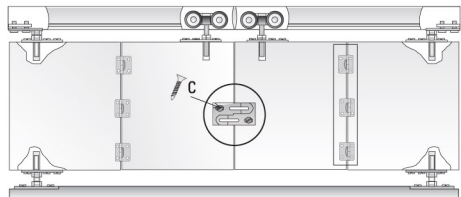
3.3



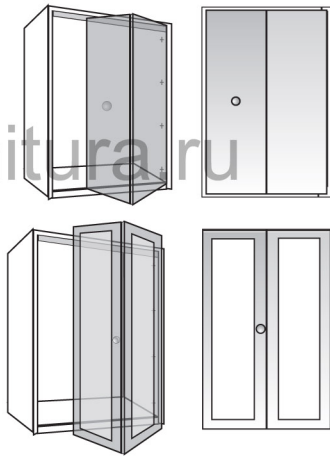
3.4



3.5



3.6



www.mfurniture.ru